



Cool Catcher: Extension

Around the Milky Way

Equipment (per class)
Balls (1 per pair)
Cones

How to set up	How to play	Physical skills	Life skills
---------------	-------------	-----------------	-------------

- Lay out lots of gates using pairs of cones
- Ensure each pair has one ball between them

- In pairs, children have to visit each star (gate) and pass the ball back and forth to complete two catches
- Set time limits to see how many catches can be completed
- Get pairs to think about their route
- The aim is to beat their personal best

- How do you move to make a successful catch?

- How can you help a partner who is finding the activity difficult?

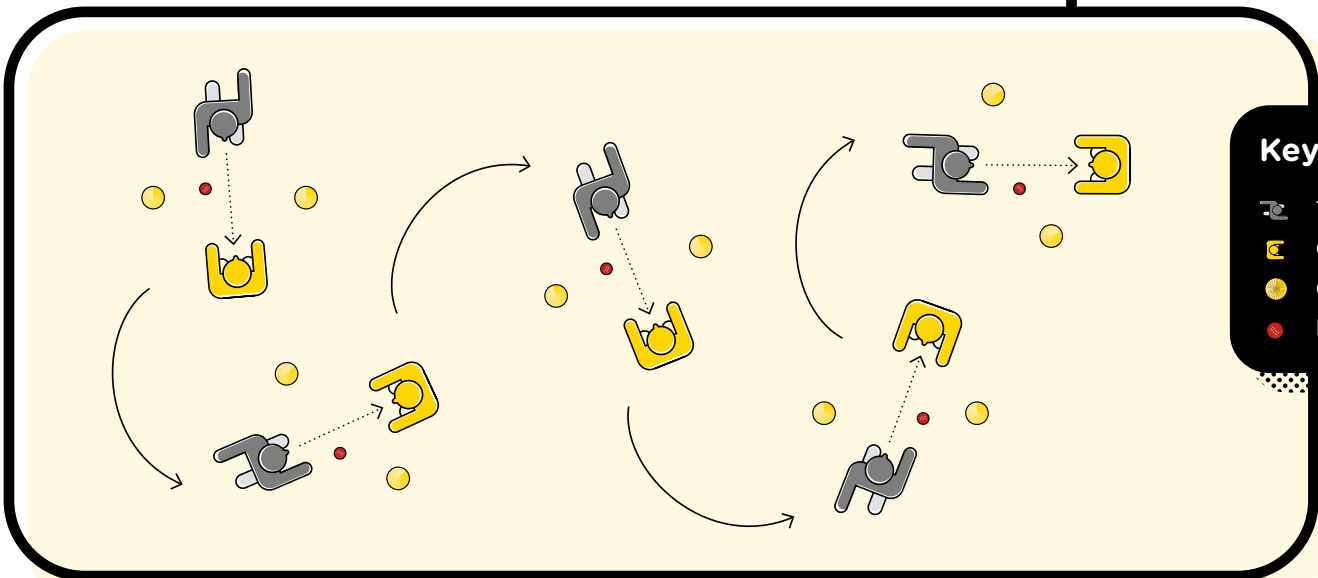

STEP

Make it easier...





- Space** - Decrease size of playing area
- Task** - Roll ball between pairs
- Equipment** - Use larger ball
- People** - Match children by ability

Make it harder...

- Space** - Increase size of playing area
- Task** - Change types of throw and catch e.g. one-handed catch
- Equipment** - Use a smaller ball
- People** - Introduce scoring for pairs



Key

-  Throw
-  Catch
-  Gate
-  Ball